

HONDA
INSTALLATION
INSTRUCTIONS

Accessory CARGO NET P/N 08L96-TGG-100
--

Application 2020 CIVIC 5-DOOR (EXCEPT Si)

Publications No. VERSION 1
Issue Date AUG 2019

PARTS LIST

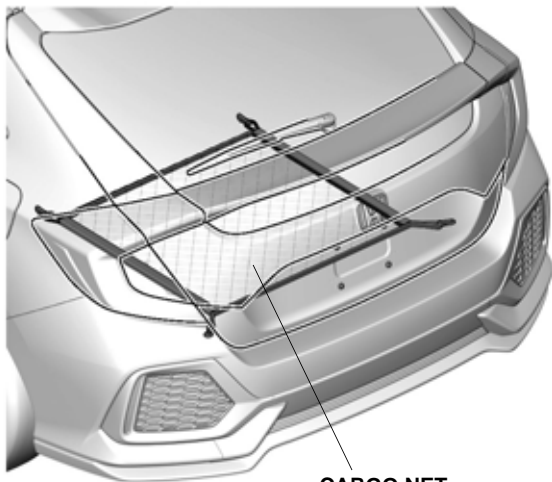
Cargo net



4 Snaps



Illustration of the Cargo Net Installed in the Vehicle



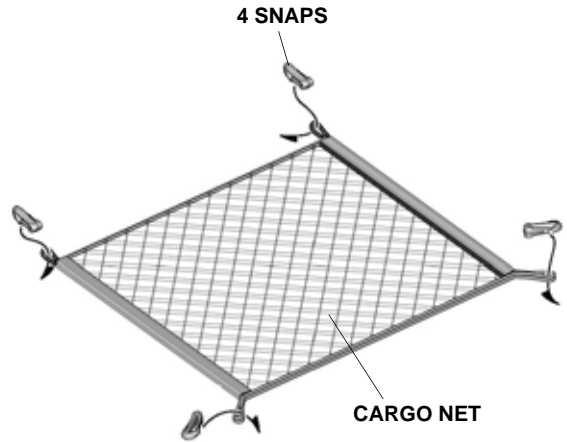
CARGO NET

QED2401AJ

INSTALLATION

Installing the Cargo Net

1. Fold the cargo net in half and attach the four snaps to the cargo net as shown.

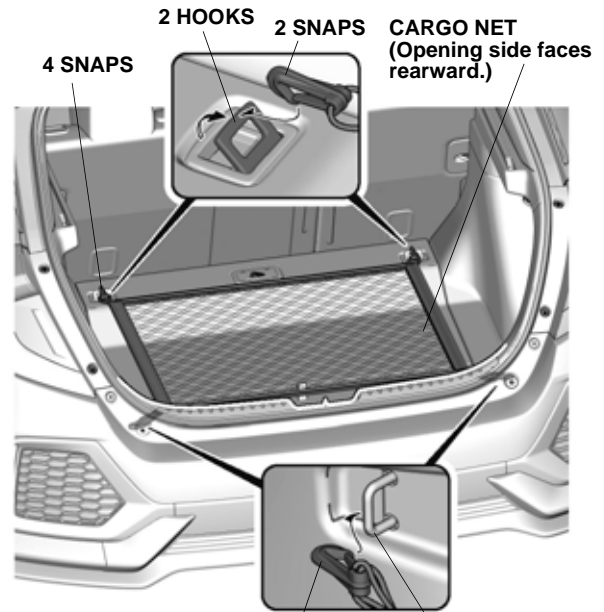


4 SNAPS

CARGO NET

QED2402AJ

2. Open the tailgate, and secure the four snaps to the hooks in the luggage area.



2 HOOKS 2 SNAPS CARGO NET
(Opening side faces rearward.)

2 SNAPS 2 HOOKS

QED2403AJ