

## TIRE CARRIER INSTALLATION INSTRUCTIONS

10. Insert Nylon Washer and install the Tire Carrier to Bumper. Once the Tire Carrier is assembled, close it and secure it with the already installed (2) 3/8"-24 x 1" Hex Head Bolt, (4) 3/8" Flat Washers, and (2) 3/8" Lock Nuts (Figure 7 & 8). Tighten hardware at this time.
11. Install the Circle Clip to the top of the Post on the Bumper. Once installed, use a grease gun to lubricate the pivot.

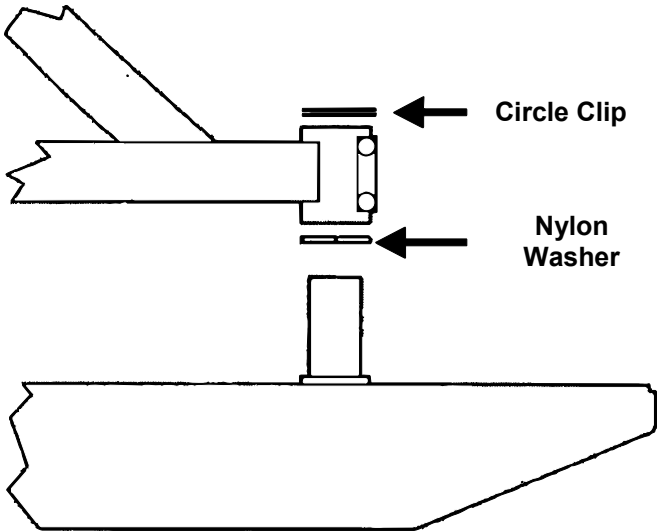


Figure 7




Figure 8

12. Locate Post, (1) 7/8"-14 x 2 1/2" Hex Head Bolt, (2) 7/8" Flat Washers, and (1) 7/8" Lock Nut. Insert Post into Tire Carrier and secure it with hardware listed in this step (Figure 9). Tighten hardware at this time.






Figure 9

13. Locate Mounting Bracket, (3) 3/8"-24 x 1" Hex Head Bolts, (6) 3/8" Flat Washers, (3) 3/8" Lock Nuts. Slide Tire Support Bracket into Tire Carrier until holes line up and secure it with hardware listed in this step (Figure 10 & 11).  
**NOTE:** There are two sets of holes on the Tire Carrier; these are used for oversized tires.
14. It may be necessary to install the rubber bushing / spacer using the #10 x 1" Phillips Pan Head Sheet Metal Screw anywhere on the tire carrier frame as needed to prevent rattling and/or metal-to-metal contact. The location of the bushing / spacer may vary with vehicle and area requiring it..



**Figure 10**



**Figure 11**

### **LIMITED 3 YEAR WARRANTY**

Smittybilt Automotive warrants to the original purchaser of this product that should the product or any part thereof, under normal use and conditions, be proven defective in material or workmanship within 3 years from the date of original purchase, such defect(s) will be repaired or replaced (at the Company's option) without charge for parts or repair labor. Please note that installation labor to remove or install this product is not covered under this limited warranty.

To obtain repair or replacement within the terms of this Warranty, the product is to be delivered with proof of warranty coverage (e.g. dated bill of sale), specification of defect(s), freight pre-paid to the place of purchase or, you must contact Smittybilt at the number below for warranty service or to obtain a Return Goods Authorization Number . ~: Items returned to Smittybilt without an Authorized Returns Good Authorization number will be refused and returned back to sender at the sender's expense.

This warranty does not apply to any product or part thereof which, in the opinion of the Company, has suffered or been damaged through alteration, improper installation, mishandling, misuse, neglect, accident or by acts of nature. THE EXTENT OF THE COMPANY'S LIABILITY UNDER THIS WARRANTY IS LIMITED TO THE REPAIR OR REPLACEMENT PROVIDED ABOVE AND, IN NO EVENT, SHALL THE COMPANY'S LIABILITY EXCEED THE PURCHASE PRICE PAID BY PURCHASER FOR THE PRODUCT.

This warranty is in lieu of all express warranties or liabilities. ANY IMPLIED WARRANTIES, INCLUDING ANY IMPLIED WARRANTY OF MERCHANTABILITY, SHALL BE LIMITED TO THE DURATION OF THIS WRITTEN WARRANTY. ANY ACTION FOR BREACH OF ANY WARRANTY HEREUNDER INCLUDING ANY IMPLIED WARRANTY OF MERCHANTABILITY MUST BE BROUGHT WITHIN A PERIOD OF 90 DAYS FROM DATE OF ORIGINAL PURCHASE. IN NO CASE SHALL THE COMPANY BE LIABLE FOR ANY CONSEQUENTIAL OR INCIDENTAL DAMAGES FOR BREACH OF THIS OR ANY OTHER WARRANTY, EXPRESS OR IMPLIED, WHATSOEVER. No person or representative is authorized to assume for the Company any liability other than expressed herein in connection with the sale of this product.

Some states do not allow limitations on how long an implied warranty lasts or the exclusion or limitation of incidental or consequential damage, therefore above limitations may not apply to you. This Warranty gives the purchaser specific legal rights. The purchaser may have additional rights, which vary from state to state.

For Technical Support/Warranty Information, please call: [310-762-9944](tel:310-762-9944)